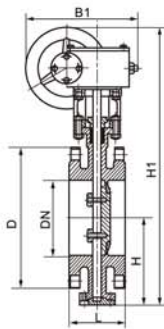
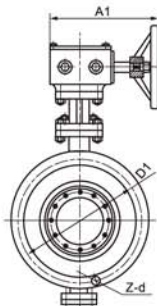


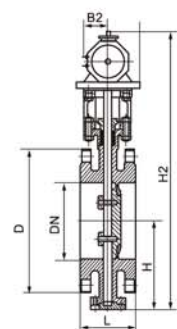
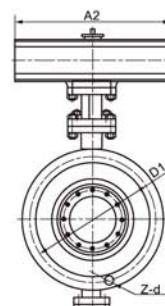
Three-eccentric multiple layers metallic hard sealing butterfly valve

$\frac{3}{9}$ Dd643H- $\frac{6}{16}$ F- $\frac{25}{40}$ C.P.R.V

Flange type multiple layers metallic hard sealing butterfly valve



Dd343H



Dd643H

$\frac{3}{9}$ Dd643H- $\frac{6}{10}$ C.P.R.V

Flange type multiple layers metallic hard sealing butterfly valve

DN Nominal diameter		Structure length (standard)		H	External dimension(consult)									Connection dimension(standard)						
					Dd343H			Dd643H			Dd943H			PN0.6MPa			PN1.0MPa			Dt343H (kg)
Mm	Inch	Brief	Long	H1	A1	B1	H2	A2	B2	H3	A3	B3	D	D1	Z-d	D	D1	Z-d		
50	2	108	150	112	350	180	200	625	245	72	530	250	255	140	110	4-14	165	125	4-18	17
65	2 1/2	112	170	115	370	180	200	625	245	72	530	250	255	160	130	4-14	185	145	4-18	20
80	3	114	180	120	380	180	200	645	245	72	565	250	255	190	150	4-18	200	160	8-18	23
100	4	127	190	138	420	180	200	675	355	92	600	250	255	210	170	4-18	220	180	8-18	25
125	5	140	200	164	460	180	200	715	355	92	640	250	255	240	200	8-18	250	210	8-18	40
150	6	140	210	175	555	270	280	800	355	92	705	300	315	265	225	8-18	285	240	8-22	47
200	8	152	230	200	760	400	425	850	250	170	775	300	315	320	280	8-18	340	295	8-22	60
250	10	165	250	243	830	400	425	925	250	170	945	300	315	375	335	12-18	395	350	12-22	95
300	12	178	270	250	895	450	560	1035	450	220	1070	300	315	440	395	12-22	445	400	12-22	124
350	14	190	290	280	950	450	560	1070	450	220	1140	300	315	490	445	12-22	505	460	16-22	181
400	16	216	310	305	1190	535	580	1190	450	220	1210	300	315	540	495	16-22	565	515	16-26	260
450	18	222	330	350	1255	535	580	1250	650	280	1335	575	714	595	550	16-22	615	565	20-26	338
500	20	229	350	380	1305	535	580	1290	650	280	1415	575	714	645	600	20-22	670	620	20-26	360
600	24	267	390	445	1340	570	660	1455	850	380	1605	656	810	755	705	20-26	780	725	20-30	540
700	28	292	430	480	1520	750	550	1585	850	380	1844	656	810	860	810	24-26	895	840	24-30	580
800	32	318	470	530	1710	750	550	1700	1250	380	2040	656	810	975	920	24-30	1015	950	24-33	845
900	36	330	510	580	1810	750	550	1965	1250	380	2255	785	863	1075	1020	24-30	1115	1050	28-33	1050
1000	40	410	550	650	1960	900	750	2015	1250	380	2380	785	863	1175	1120	28-30	1230	1160	28-36	1500
1200	48	470	630	760	2250	1000	925	2250	1250	380	2640	785	863	1405	1340	32-33	1455	1380	32-39	2000
1400	56	530	710	850	2435	1000	925				2886			1630	1560	36-36	1675	1590	36-42	3000
1600	64	600	790	1030	2780	1000	925				3156			1830	1760	40-36	1915	1820	40-48	4700
1800	72	670	870	1230	3020	1100	980				3421			2045	1970	44-39	2115	2020	44-48	6500
2000	80	760	950	1350	3270	1100	980				3685			2265	2180	48-42	2325	2230	48-48	8700

Annotate: Dd-Expresses the structure of multilayer seal